

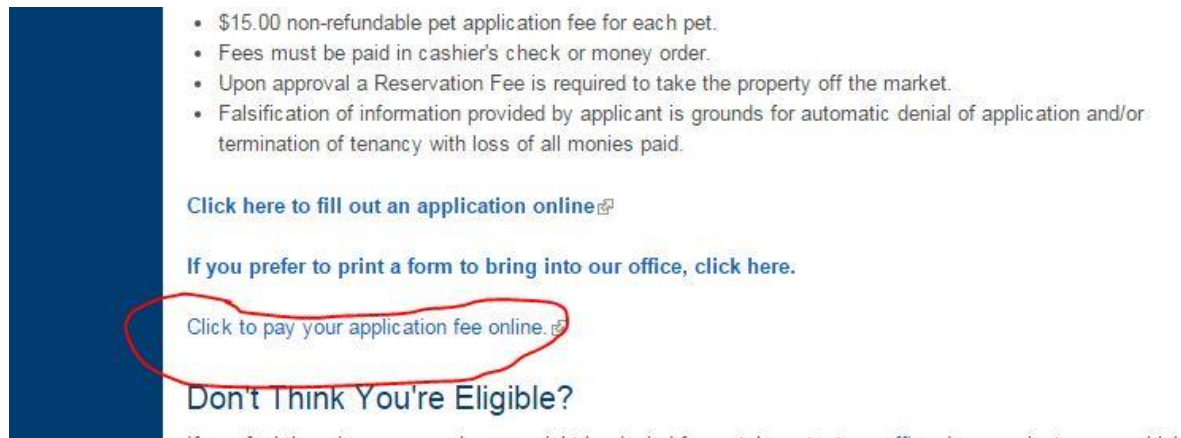
# Submitting An Application Fee

To pay an application fee, we use an online service to make submitting your payment quick and easy. Below is a step-by-step guide to making your application payments.

If you have already filled out an application, but didn't make a payment, you can get back to it by going to [www.allcountyalamo.com](http://www.allcountyalamo.com), hovering your mouse over available rentals in the gray bar above, then in the drop down menu, clicking on rental guidelines.

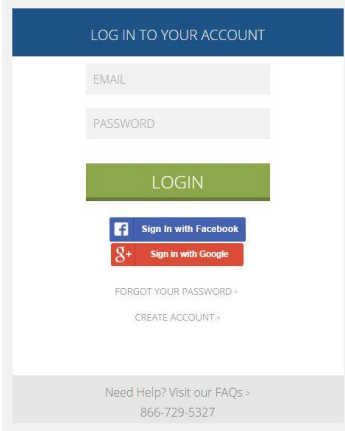
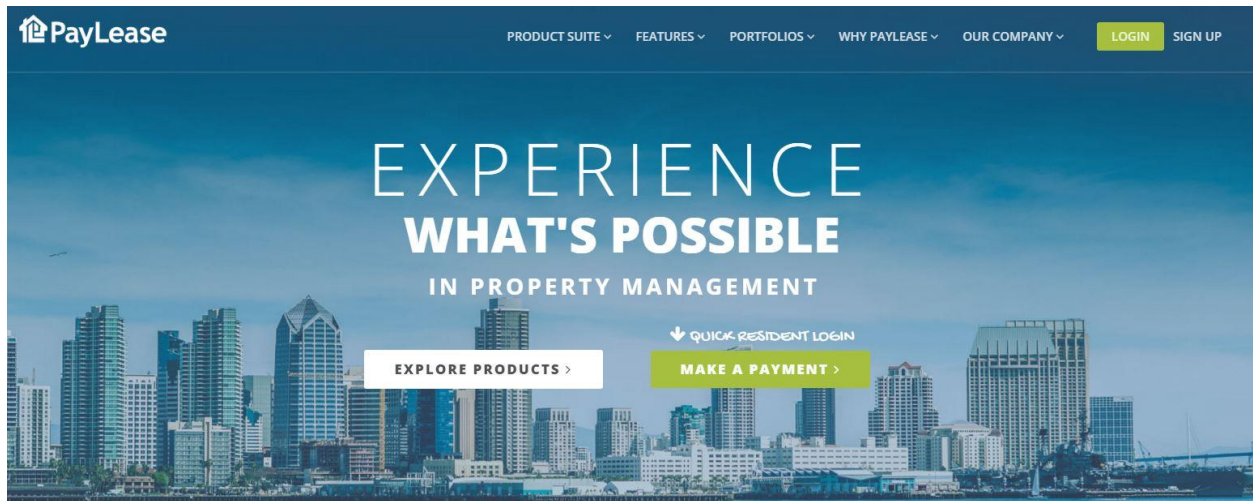


From there, you can scroll to the bottom of the page, and see the option to pay your application fee online. We also have a link to complete your application from this page if you need to fill out another application for your desired property.



Once this is clicked, it will take you to another website called Paylease. Other rental properties use this service for rental payments and application fees. If it looks familiar, you can use your login information from a previous property rental or application, and submit that way.

The website it will take you to will look like the picture below.



From here, click on “Make A Payment” in the middle of the screen.

You can create a new login by clicking “Create Account” underneath the different login options. Since you are looking to rent with us, you’ll create your account under “Renter”.

You will then have the option to search for your property on the right hand side. **All County Alamo Property Management** will be what you search for, bringing you the screen below. From here, select “This Is My Property”, and continue on in creating your login by inputting your name, phone number, email address, and allow you to create a password.

Search again or Reset this form.

All County Alamo  
 Universal City, TX 78148  
 All County Alamo

This is My Property

If you have logged in before with another company, you can use your existing login information, and make sure to change your Property name to All County Alamo Property Management.

Once you create a login/return with a previous login, you will be taken to the payment page. You'll see in the top left is has all of our information to make sure you payment gets to the right place. Underneath where it says "Make A Payment" is where you will put your application fee, and click the "Make A One Time Payment" button. You can pay multiple application fees here if necessary.

From here, you have the option to make a payment with either a bank account, or a debit/credit card. There are different processing fees depending on the transaction you decide to use. We recommend using a bank account, as it is a lower charge, but it is personal preference.

Once you have selected your desired payment, you will be taken to a screen where you can input your information, and send it. We highly recommend you save a copy of the receipt that is presented at the end of your transaction for you records.

And that's it! If you have any questions about our application process, we can be reached at our office during our hours of operation, Monday through Friday from 9 AM to 5 PM.

Thank you for choosing All County Alamo Property Management!

*I authorize agent/owner to collect a processing fee and will accept more than one application on this rental property and the Landlord in its sole discretion will select the best-qualified tenant. Any omissions on this application are grounds for denial or may be returned to applicant for completion.*

*\*Non-refundable application processing fee is \$50.00 for each person eighteen (18) years of age or older.*